


## COUNTING TRANSFERS AND STOPOVERS

### COUNTING TRANSFERS AND STOPOVERS



### STOPOVER & NO STOPOVER POINTS

001. WHICH ONE IS THE "VIA / TRANSFER" POINT IN A JOURNEY?

# When the passenger is taking any via points in the itinerary is called "Via Points" or "Transfer Points."

002. INTO HOW MANY PARTS "VIA / TRANSFER" POINTS ARE FURTHER DIVIDED?

# "Via Points or Transfer Points" are further divided into two parts:-

# Stopover Point

# No Stopover Point

003. WHAT DO YOU MEAN BY "STOPOVER" POINT?

# Staying in via points for more than 24 hours

004. IN VIA POINTS, HOW WE WILL IDENTIFY THAT WHICH ONE IS A "STOPOVER" POINT?

# Any via point with no "X/" code is a stopover point

005. WHAT DO YOU MEAN BY "NO STOPOVER" POINT?

# Staying in via points for less than 24 hours

006. IN VIA POINTS, HOW WE WILL IDENTIFY THAT, WHICH ONE IS A "NO STOPOVER" POINT?

# In the itinerary, it is denoted with "X/" code.

**GUIDELINES FOR ONE WAY JOURNEY**

007. IN A "ONE - WAY JOURNEY", WHICH ARE THE STOPOVER POINTS?

- # Stopover:
- # Count all intermediate points with a stop of more than 24 hours as a stopover point.
- # Or
- # Count all intermediate points which have no "X/" code as a stopover point.

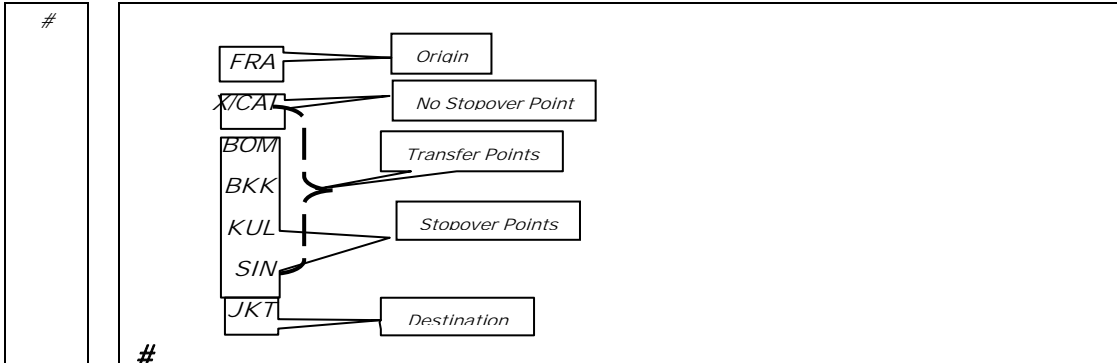
008. WHICH POINTS ONE MUST CONSIDER, WHILE COUNTING OUT THE TRANSFER POINTS FOR THE "ONE - WAY JOURNEY"?

- # Transfer:
- # Include all intermediate points as transfer points; this includes all stopovers and connecting points.

009. WHICH POINTS ARE NOT INCLUDED, WHILE COUNTING OUT THE STOPOVER AND TRANSFER POINTS FOR THE "ONE - WAY JOURNEY"?

- # Do not include the origin and the destination when counting stopovers and transfers.

# EXAMPLE#



- # In this above example, there are:-#
- # Origin Point - FRA#
- # Destination Point - JKT#
- # Transfer Points - 5 - CAI + BOM + BKK + KUL + SIN#
- # Stopover Points - 4 - BOM + BKK + KUL + SIN#
- # No Stopover Point - 1 - CAI#

**GUIDELINES FOR RETURN JOURNEY**

010. IN RETURN JOURNEY, WHICH POINTS ARE CONSIDER AS STOPOVER POINTS?

# Stopover:

# Count all intermediate points with a stop of more than 24 hours as a stopover point.

# Or

# Count all intermediate points which have no "X/" code as a stopover point.

011. WHILE COUNTING OUT THE TRANSFER POINTS FOR THE RETURN JOURNEY, WHAT ARE THE POINTS WHICH WE HAVE TO CONSIDER?

# Transfer:

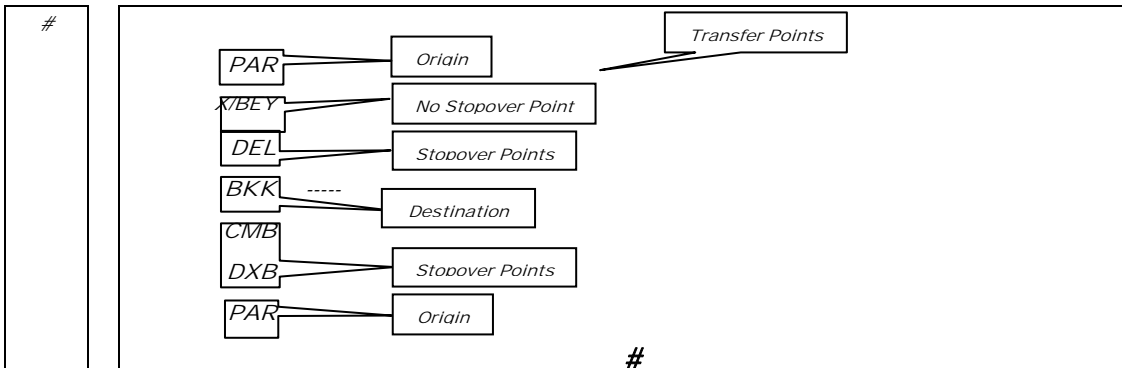
# Include all intermediate points as transfer points, and this includes all stopovers and connecting points.

012. WHILE COUNTING OUT THE STOPOVER AND TRANSFER POINTS FOR THE RETURN JOURNEY, WHAT ARE THE POINTS WHICH WE HAVE TO CONSIDER?

# Do not include the origin and the destination when counting stopovers and transfers for the return journey.

013. IN RETURN JOURNEY, WHICH POINT IS THE DESTINATION POINT AND IT IS DENOTED WITH WHICH CODE?

# In Return Journey, the destination point is the farthest point of the itinerary and which is denoted in this example with " ---- " this code.



# In this above example, there are: #

# Origin Point - PAR #

# Destination Point - BKK #

# Transfer Points - 4 - BEY + DEL + CMB + DXB #

# Stopover Points - 3 - DEL + CMB + DXB #

# No Stopover Point - 1 - BEY #